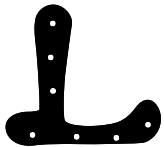



Help your child who is Stuttering by learning to talk

A large, black, stylized letter 'S' with small white dots along its outline, positioned vertically on the left side of the page.

Say what your child said slowly so they hear fluent speech!

A large, black, stylized letter 'L' with small white dots along its outline, positioned vertically on the left side of the page.

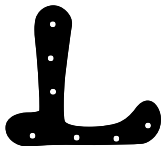
Listen to your child speak and don't allow others to talk for them!

A large, black, stylized letter 'O' with small white dots along its outline, positioned vertically on the left side of the page.


Offer choices of two items or activities, not open-ended questions.

A large, black, stylized letter 'W' with small white dots along its outline, positioned vertically on the left side of the page.

Wait for them to finish talking before responding. They need to know you think what they are saying is important!

A large, black, stylized letter 'L' with small white dots along its outline, positioned vertically on the left side of the page.

Leave room in your schedule for unhurried conversations about their day without competing siblings or electronic devices.

A large, black, stylized letter 'Y' with small white dots along its outline, positioned vertically on the left side of the page.

You are important to them and should seek professional advice if it lasts longer than 6 months!