

BabySignLanguage.com



Sign Cues for Transitions & Directions



1

line



 Baby Sign Language.com



2

sit



 Baby Sign Language.com



3

stand



 Baby Sign Language.com



4

stop



 Baby Sign Language.com



5

quiet



 Baby Sign Language.com



6

wait



 Baby Sign Language.com

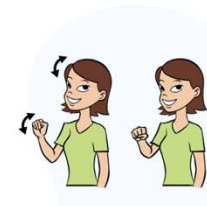


7

yes



 Baby Sign Language.com



8

no



 Baby Sign Language.com



9

first




 Baby Sign Language.com



10

next



 Baby Sign Language.com

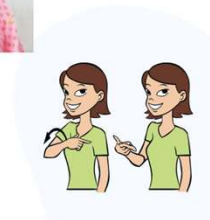


11

take turns



 Baby Sign Language.com



12

play



 Baby Sign Language.com



13

outside



 Baby Sign Language.com



14

be careful



 Baby Sign Language.com



15

inside



 Baby Sign Language.com



16

table




 Baby Sign Language.com



17

circle



 Baby Sign Language.com



18

time




 Baby Sign Language.com



19

book



 Baby Sign Language.com



20

center



 Baby Sign Language.com



21

music



 Baby Sign Language.com



22

inside



 Baby Sign Language.com



23

finished



 Baby Sign Language.com



24



For these signs and more, log on here to find additional words you may use regularly in your learning community.